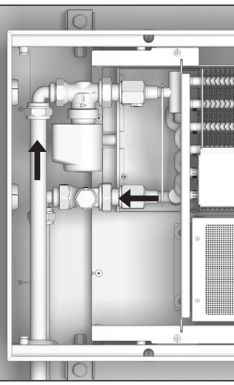


13C

### FCHV4

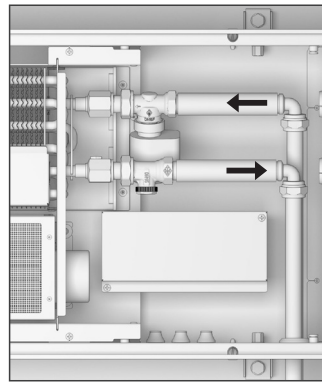
VĖŠINIMO PUSĖ  
COOLING SIDE  
СТОРОНА ОХЛАЖДЕНИЯ



13C

### FCHV4

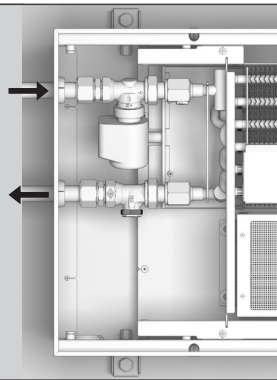
ŠILDYMO PUSĖ  
HEATING SIDE  
СТОРОНА ОТОПЛЕНИЯ



13D

### FCHV4

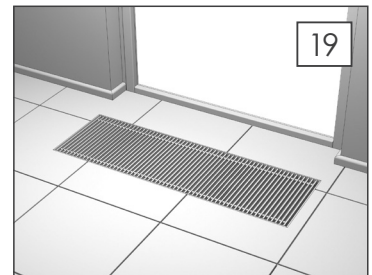
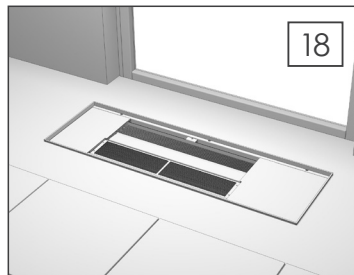
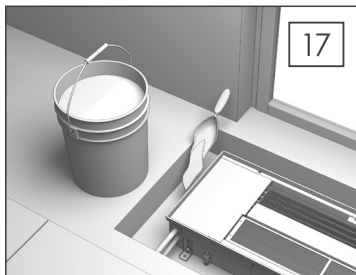
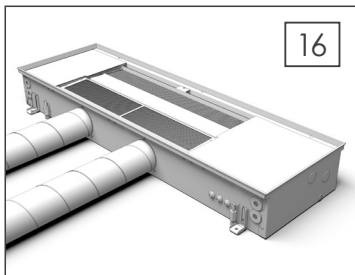
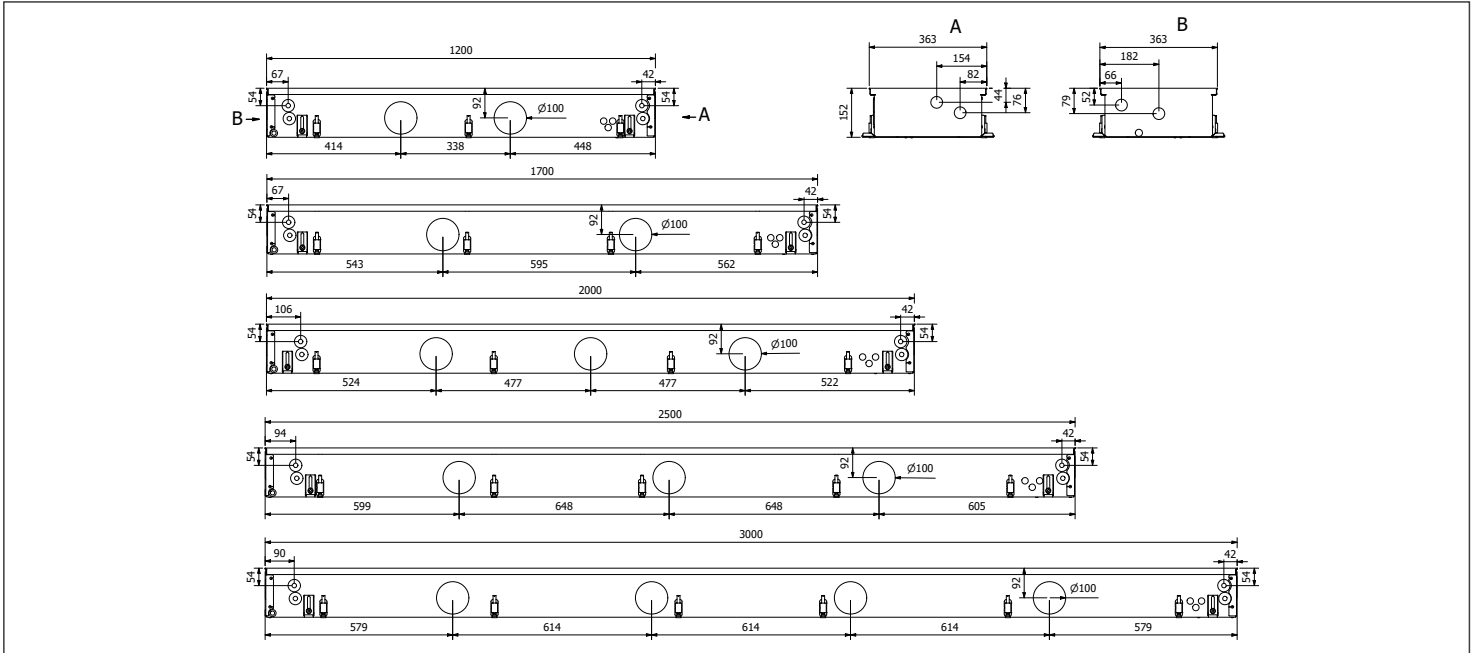
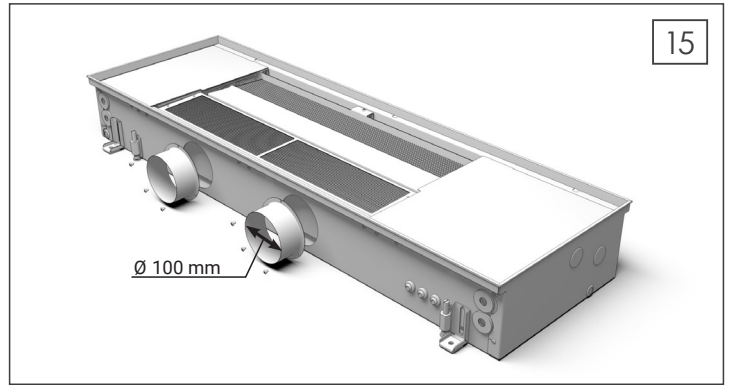
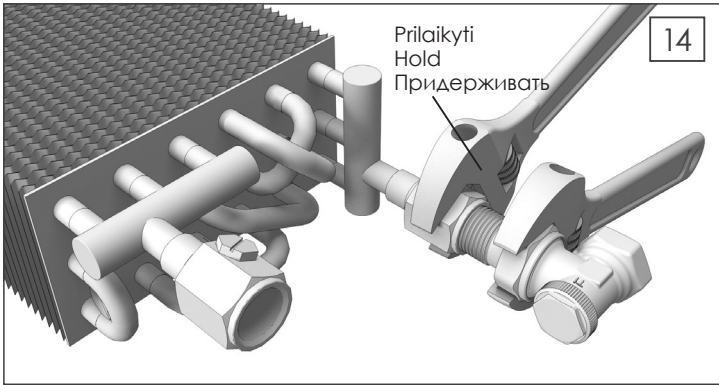
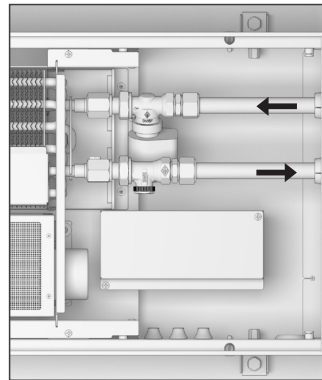
VĖŠINIMO PUSĖ  
COOLING SIDE  
СТОРОНА ОХЛАЖДЕНИЯ



13D

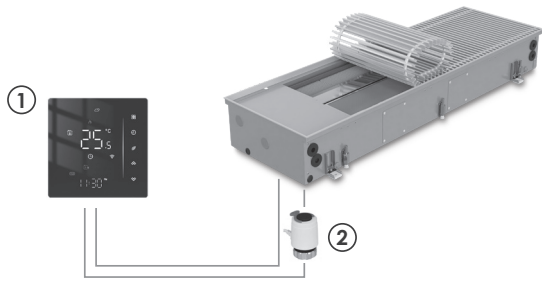
### FCHV4

ŠILDYMO PUSĖ  
HEATING SIDE  
СТОРОНА ОТОПЛЕНИЯ



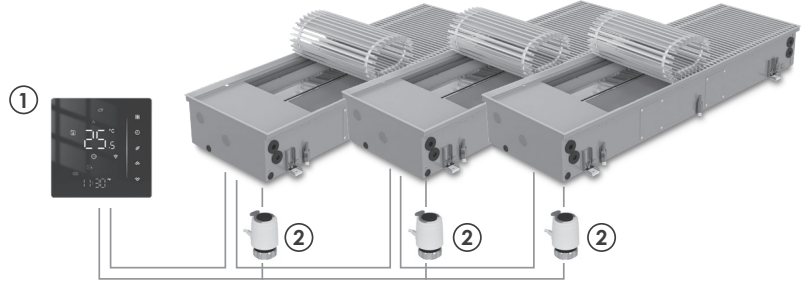
# PAJUNGIMO SCHEMAS | CONNECTION DIAGRAMS | СХЕМЫ ПОДКЛЮЧЕНИЯ

VIENO **FCHV** PAJUNGIMAS PRIE PATALPOS TERMOSTATO  
 CONNECTION OF ONE **FCHV** TO ROOM THERMOSTAT  
 ПОДКЛЮЧЕНИЕ ОДНОГО **FCHV** К ТЕРМОСТАТУ ПОМЕЩЕНИЯ



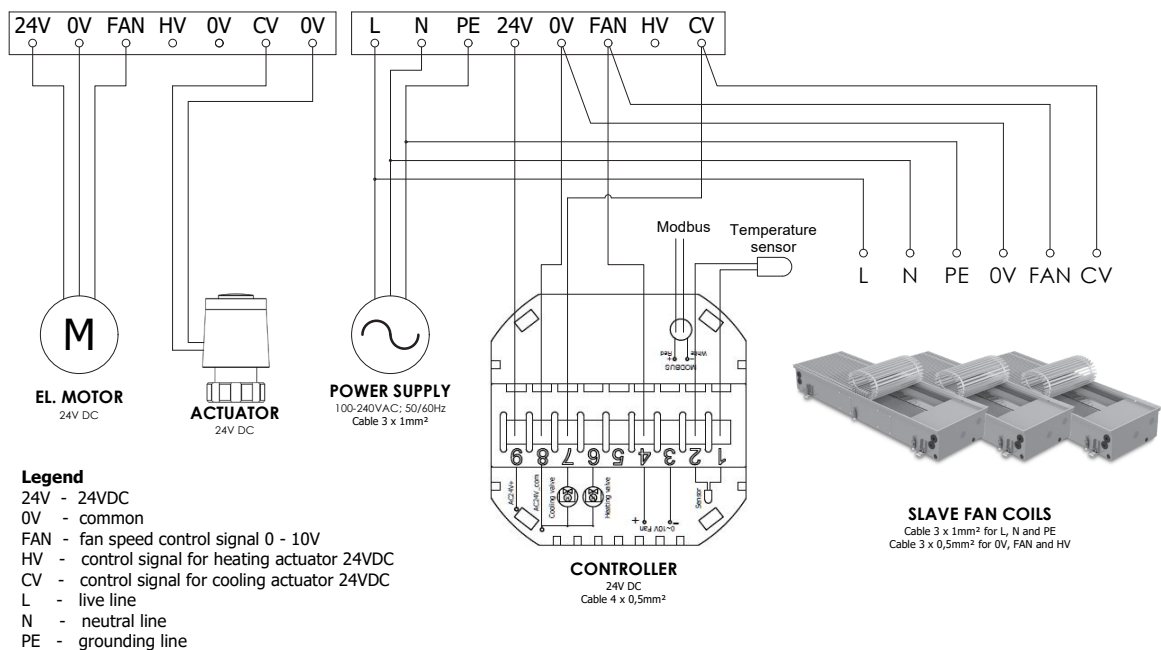
① PATALPOS TERMOSTATAS **TW24**  
 ROOM THERMOSTAT **TW24**  
 ТЕРМОСТАТ ПОМЕЩЕНИЯ **TW24**

KELIŲ **FCHV** PAJUNGIMAS PRIE PATALPOS TERMOSTATO  
 CONNECTION OF FEW **FCHV** TO ROOM THERMOSTAT  
 ПОДКЛЮЧЕНИЕ НЕСКОЛЬКИХ **FCHV** К ТЕРМОСТАТУ ПОМЕЩЕНИЯ



② PAVARA TERMOSTATINIAM VOŽTUVUI **A24NC**  
 THERMOSTATIC VALVE ACTUATOR **A24NC**  
 ПРИВОД ТЕРМОСТАТИЧЕСКОГО КЛАПАНА **A24NC**

## EL. PAJUNGIMO SCHEMA **FCHV2** | WIRING DIAGRAM **FCHV2** | СХЕМА ПОДКЛЮЧЕНИЯ **FCHV2**



## EL. PAJUNGIMO SCHEMA **FCHV4** | WIRING DIAGRAM **FCHV4** | СХЕМА ПОДКЛЮЧЕНИЯ **FCHV4**

